FY 2025

DEFENSE BUDGET

FOR UNCREWED SYSTEMS AND ROBOTICS

AUVSI™

The Association for Uncrewed Vehicle Systems International, the world's largest nonprofit organization dedicated to the advancement of uncrewed systems and robotics, represents corporations and professionals from more than 60 countries involved in industry, government and academia. AUVSI members work in the defense, civil and commercial markets.

Our vision is to create a future in which remotely operated and automated transportation technologies are fully accepted, valued and utilized to move people, things and data safely and efficiently — providing broad and lasting economic and social benefit.

Our community of innovators, leaders, and dare-to-dreamers is drafting the blueprint for autonomy, assuring its safe and seamless integration into everyday life. To learn more or get involved, visit auvsi.org/our-impact.

Copyright © 2025 Association for Uncrewed Vehicle Systems International

Association for Uncrewed Vehicle Systems International (AUVSI)
www.auvsi.org

Contents

RDT&E 4

Procurement 5

NDAA and Appropriations 6

Dashboard Descriptions 7

FY 2025 Tableau Report – Interactive Visualizations Overview

We are pleased to offer our community unprecedented access to the data representing all uncrewed programs as we track funding throughout the appropriations process — from the President's proposed budget, through the House and Senate versions of the National Defense Authorization Act (NDAA), to final appropriations (the final appropriations are still pending and will be added once finalized).

The Tableau workbook presents the entire raw data set with the ability to filter information by categories like domain, technologies, and the DoD organization requesting funding. This allows users to conduct granular investigations based on individual topics of interest.

$1,650 **for AUVSI Organizational Members**

$2,750 **for Nonmembers**

Contact your account manager to purchase the interactive report.

Across all domains (air, ground, maritime, counter-UxV), more than 330 RDT&E programs (broken down into 1,400+ sub-projects) and more than 180 procurement programs (accounting for 1,150 cost elements) have been captured in this resource. A quick introduction for each section is provided below along with a description for each dashboard in the Tableau workbook.

RDT&E Structure

Starting with RDT&E, Figure 1 shows a RDT&E program as it appears in the PB request justification documents. Three data points are called out in the figure:

1. The appropriation type and budget activity.
2. The program name and alphanumeric unique identifier.
3. Any projects funded under the program.

You will also see that the table provides the total funding for prior years, the actual funding for FY 2023, the enacted funding for FY 2024, the requested funding for FY 2025, and the projected funding for FY 2026 – 2029.

1 2 3

Exhibit R-2, RDT&E Budget Item Justification: PB 2025 Navy — **Date:** March 2024

Appropriation/Budget Activity
1319: *Research, Development, Test & Evaluation, Navy* / BA 4: *Advanced Component Development & Prototypes (ACD&P)*

R-1 Program Element (Number/Name)
PE 0604028N / *Small/Medium Unmanned Undersea Vehicles*

COST ($ in Millions)	Prior Years	FY 2023	FY 2024	FY 2025 Base	FY 2025 OCO	FY 2025 Total	FY 2026	FY 2027	FY 2028	FY 2029	Cost To Complete	Total Cost
Total Program Element	321.988	81.927	110.506	52.994	-	52.994	69.400	57.221	39.424	31.646	Continuing	Continuing
1036: *TETRA*	0.000	0.000	0.000	5.393	-	5.393	4.383	4.410	1.536	1.565	Continuing	Continuing
2482: *Small Unmanned Undersea Vehicles*	15.515	7.278	8.681	6.227	-	6.227	4.465	4.327	3.724	3.746	Continuing	Continuing
2483: *Medusa*	1.835	10.679	32.534	9.270	-	9.270	22.743	22.847	10.068	2.609	Continuing	Continuing
3123: *SMCM UUV*	78.031	19.198	9.025	1.888	-	1.888	1.870	1.866	1.857	0.000	0.000	113.735
3785: *Razorback*	55.454	30.837	37.091	17.820	-	17.820	23.191	11.278	10.097	11.395	Continuing	Continuing
4023: *Expeditionary Underwater Systems*	171.153	13.935	23.175	12.396	-	12.396	12.748	12.493	12.142	12.331	Continuing	Continuing

Figure 1: Example of an RDT&E program as it appears in the PB request justification documents.

Moving down to the project level (figure 2) we start to see the level of detail provided by the justification documents. The first arrow and corresponding box shows the name of a project, its unique alphanumeric identifier, and the funding for that project. The next set of arrows show what we have classified as "sub-projects" which include information on specific plans for the current and next fiscal years as well as the associated funding for these efforts. You will note that at the sub-project level, funding is only provided for the next fiscal year as well as the two previous fiscal years.

1 2

Exhibit R-2A, RDT&E Project Justification: PB 2025 Navy — **Date:** March 2024

Appropriation/Budget Activity
1319 / 4

R-1 Program Element (Number/Name)
PE 0604028N / *Small/Medium Unmanned Undersea Vehicles*

Project (Number/Name)
2483 / *Medusa*

COST ($ in Millions)	Prior Years	FY 2023	FY 2024	FY 2025 Base	FY 2025 OCO	FY 2025 Total	FY 2026	FY 2027	FY 2028	FY 2029	Cost To Complete	Total Cost
2483: *Medusa*	1.835	10.679	32.534	9.270	-	9.270	22.743	22.847	10.068	2.609	Continuing	Continuing
Quantity of RDT&E Articles		-	-	-	-	-	-	-	-	-		

A. Mission Description and Budget Item Justification

MEDUSA is a medium class UUV capable of offensive mining capabilities deployed from a submarine. MEDUSA features torpedo tube launch capability, long range, high payload placement accuracy, and can handle heavy payloads. A demonstration system was developed and tested in FY21 with dummy payloads using a land-based launch facility and surface launched in-water demonstrations. Lessons learned from the demonstration informed a program start in FY 2022 and anticipated competitive award to Industry in FY 2024 to develop and produce tactical prototype systems.

B. Accomplishments/Planned Programs ($ in Millions, Article Quantities in Each)

	FY 2023	FY 2024	FY 2025 Base	FY 2025 OCO	FY 2025 Total
Title: MEDUSA Product Development	9.377	28.908	8.433	0.000	8.433
Articles	-	-	-	-	-

FY 2024 Plans:
Begin source selection. Award competitive prototyping contract to industry to design and develop MEDUSA in Q3. Initiate and quickly ramp up industry risk reduction efforts on contract and preliminary design activities. Continue submarine integration planning/preparations and safety planning. Continue mission planning and submarine control system planning/preparations. Maintain government risk reduction efforts. Begin product development.

FY 2025 Base Plans:
Continue industry risk reduction efforts on contract and preliminary design activities. Perform submarine integration, system safety engineering activities, mine payload development, and mission planning and submarine control system integration efforts. Advance product development of MEDUSA through Preliminary Design Review (PDR).

FY 2025 OCO Plans:
N/A

FY 2024 to FY 2025 Increase/Decrease Statement:
Decrease due to the completion of multiple technical Risk Reduction efforts and transition to primarily contractor design efforts.

	FY 2023	FY 2024	FY 2025 Base	FY 2025 OCO	FY 2025 Total
Title: MEDUSA Support	1.075	3.158	0.735	0.000	0.735
Articles	-	-	-	-	-

Figure 2: An example of an RDT&E project as it appears in the PB request justification documents.

Introduction – Procurement

Procurement Structure

The structure for procurement is somewhat similar to RDT&E as shown in Figure 3. Again, you will find the appropriation type, budget activity, as well as the name and alphanumeric unique identifier for the line item. Below that are the funding totals for the line item (called "Total Obligation Authority") and at the bottom are the constituent cost elements which shows the various systems being procured as well as their unit cost, quantity, and total cost.

Exhibit P-40, Budget Line Item Justification: PB 2025 Army | **Date:** March 2024

Appropriation / Budget Activity / Budget Sub Activity:
2031A: Aircraft Procurement, Army / BA 01: Aircraft / BSA 10: Fixed Wing

P-1 Line Item Number / Title:
9678A12500 / SMALL UNMANNED AIRCRAFT SYSTEMS

ID Code (A=Service Ready, B=Not Service Ready): | **Program Elements for Code B Items:** N/A | **Other Related Program Elements:** N/A

Line Item MDAP/MAIS Code: N/A

Resource Summary	Prior Years	FY 2023	FY 2024	FY 2025 Base	FY 2025 OCO	FY 2025 Total	FY 2026	FY 2027	FY 2028	FY 2029	To Complete	Total
Procurement Quantity *(Units in Each)*	-	207	459	270	-	270	265	277	300	301	Continuing	Continuing
Gross/Weapon System Cost *($ in Millions)*	-	6.725 (1)	20.769	69.573	-	69.573	20.591	38.422	64.059	64.524	Continuing	Continuing
Less PY Advance Procurement *($ in Millions)*	-	-	-	-	-	-	-	-	-	-	-	-
Net Procurement (P-1) *($ in Millions)*	-	6.725 (2)	20.769	69.573	-	69.573	20.591	38.422	64.059	64.524	Continuing	Continuing
Plus CY Advance Procurement *($ in Millions)*	-	-	-	-	-	-	-	-	-	-	-	-
Total Obligation Authority *($ in Millions)*	**-**	**6.725 (3)**	**20.769**	**69.573**	**-**	**69.573**	**20.591**	**38.422**	**64.059**	**64.524**	**Continuing**	**Continuing**

	Prior Years			FY 2023			FY 2024			FY 2025 Base			FY 2025 OCO			FY 2025 Total		
Cost Elements	Unit Cost *($ K)*	Qty *(Each)*	Total Cost *($ M)*	Unit Cost *($ K)*	Qty *(Each)*	Total Cost *($ M)*	Unit Cost *($ K)*	Qty *(Each)*	Total Cost *($ M)*	Unit Cost *($ K)*	Qty *(Each)*	Total Cost *($ M)*	Unit Cost *($ K)*	Qty *(Each)*	Total Cost *($ M)*	Unit Cost *($ K)*	Qty *(Each)*	Total Cost *($ M)*
Hardware Cost																		
Recurring Cost																		
Short Range Reconnaissance (SRR) Systems (11)	-	-	-	20.246 (11)	207	4.191 (12)	39.806	459	18.2[illegible]1	65.000	270	17.550	-	-	-	65.000	270	17.550
COTS Uncrewed Aircraft Systems	-	-	-	-	-	-	-	-		-	-	21.812	-	-	-	-	-	21.812
Directed Requirement Uncrewed Aircraft Systems	-	-	-	-	-	-	-	-		642.167	18	11.559	-	-	-	642.167	18	11.559
Subtotal: Recurring Cost	-	-	-	-	-	*4.191 (13)*	-	-	*18.2[illegible]1*	-	-	*50.921*	-	-	-	-	-	*50.921*
Subtotal: Hardware Cost	**-**	**-**	**-**	**-**	**-**	***4.191 (14)***	**-**	**-**	***18.2[illegible]1***	**-**	**-**	***50.921***	**-**	**-**	**-**	**-**	**-**	***50.921***
Gross/Weapon System Cost	**-**	**-**	**-**	**32.488 (8)**	**207**	**6.725 (7)**	**45.248**	**459**	**20.7[illegible]9**	**257.678**	**270**	**69.573**	**-**	**-**	**-**	**257.678**	**270**	**69.573**

Figure 3: Example of a Procurement line item as it appears in the PB request justification documents.

Introduction – NDAA and Appropriations

NDAA and Appropriations Structure

The last budgetary document that will be investigated with regard to structure is the changes that are established through the NDAA and Consolidated Appropriations Act. When changes are made to any of the original PB requests, these will be noted as shown in image below. The (1) in red shows a change made to the MQ-1 UAV program with the bold text above indicating a requested amount of $0 from the PB and a final funding of $350 million. If no changes to the PB request are made, they will appear like the box labeled with the red (2) with the same amount in the budget request and the final bill. AUVSI monitors the House and Senate versions of these bills before a final version is established. These are reviewed as they are released and added to the next dashboard. Versions include authorizations and appropriations from the House Appropriations Committee - Defense (HAC-D), Senate Appropriations Committee - Defense (SAC-D), House Armed Services Committee (HASC), Senate Armed Services Committee (SASC).

EXPLANATION OF PROJECT LEVEL ADJUSTMENTS
[In thousands of dollars]

	P-1	Budget Request	Final Bill
	2 MQ-1 UAV	0	350,000
1	Program increase - 12 MQ-1C Gray Eagle Extended Range for the National Guard		350,000
2	5 SMALL UNMANNED AIRCRAFT SYSTEMS	10,598	10,598
	7 AH-64 APACHE BLOCK IIIA REMAN	524,661	524,661
	8 AH-64 APACHE BLOCK IIIA REMAN (AP-CY)	169,218	169,218
	10 UH-60 BLACKHAWK M MODEL (MYP)	650,406	923,406
	Program increase - ten UH-60M for the National Guard		273,000
	11 UH-60 BLACKHAWK M MODEL (MYP) (AP-CY)	68,147	68,147

Figure 4: An example of Funding Tables from a version of the NDAA or Appropriations bills.

Dashboard Descriptions

RDT&E Funding by Category

This dashboard represents the total FY 2025 RDT&E funding requested relative to the organization in the DoD; the domains being supported; and by specific categories associated with the systems and technologies being funded. At the top of this dashboard, you will find the total funding, the percentage of the overall RDT&E budget for UxV technologies, and the total number of program elements, projects, and sub-projects based on the filters applied. Below that are the range of filters that can be used. And finally. you will see the total UxV funding for each of the three primary categories (organizations, domains, and technologies).

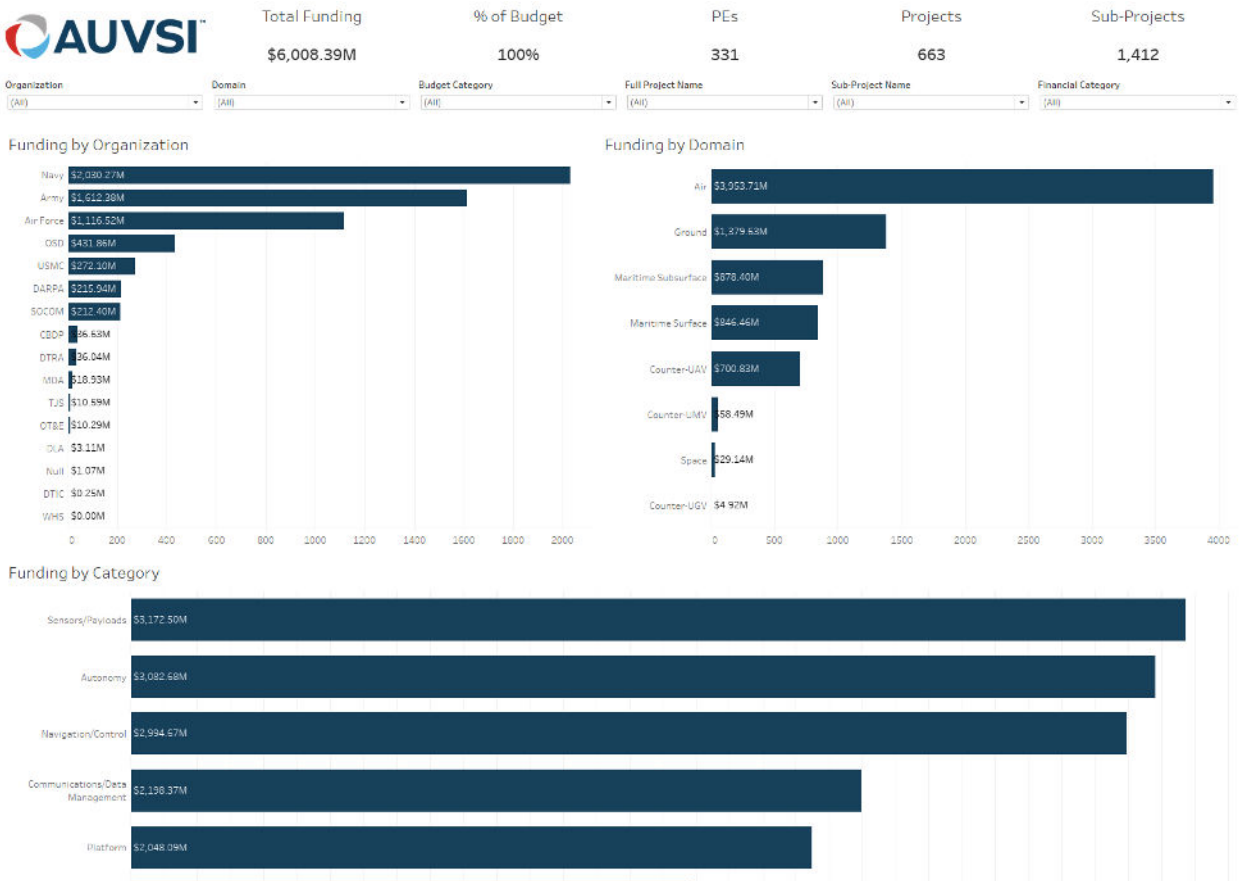

RDT&E Funding by Category Cross-Section

This dashboard represents a cross-tabulation of the information displayed on the previous sheet. Using the three primary categories (domains, organization, and technology), we now see the funding under each cross-section. The first chart plots the funding for each organization relative to technology category, the second includes the technology category by domain, and the third shows the funding for each domain by organization. If you mouse over any of these values, it will show the further breakdown by the category not shown in the base chart. So, for technologies by organization, the breakdown by domain is displayed in the mouseover. Again, at the top of the page, you will see the filters that can be applied and the funding totals/program counts based on the filters used.

Funding Domains by Organizations

	Air Force	Army	CBDP	DARPA	DLA	DTIC	DTRA	MDA	Navy	OSD	OT&E	SOCOM	TJS	USMC	WHS
Air	$1,059.12M	$667.47M	$35.89M	$173.61M		$0.25M	$34.22M		$1,271.61M	$323.71M	$10.29M	$180.38M	$8.47M	$187.64M	$0.00M
Counter-UAV	$58.74M	$316.81M		$2.00M				$18.93M	$86.34M	$65.27M	$10.29M	$20.75M	$2.92M	$118.78M	$0.00M
Counter-UGV										$2.82M		$2.10M		$0.00M	
Counter-UMV				$4.49M					$42.52M	$8.58M		$2.10M	$0.79M	$0.00M	
Ground	$14.21M	$844.29M	$13.99M	$26.88M	$3.11M		$36.04M		$151.12M	$158.39M	$10.29M	$26.85M	$0.85M	$92.54M	
Maritime Subsurface	$0.00M	$9.60M		$54.27M			$8.88M		$612.75M	$133.33M		$33.92M	$0.79M	$24.86M	
Maritime Surface	$1.76M	$8.27M	$19.47M	$23.63M			$8.88M		$520.22M	$92.73M		$29.91M	$0.79M	$140.78M	
Space				$5.20M					$0.25M					$23.70M	

Funding Tech by Domains

	Autonomy	Communications/ Data Manageme..	Cyber	Electronic Warfare	Mobility	MUM-T	Navigation/Cont..	Other Support	Platform	Propulsion/Ener..	Sensors/Payloads	Simulation	Training	Weapons
Air	$2,073.06M	$1,797.38M	$245.75M	$376.79M	$115.07M	$429.80M	$2,004.84M	$241.54M	$1,596.00M	$403.28M	$1,985.91M	$538.27M	$182.07M	$1,136.28M
Counter-UAV	$209.92M	$96.57M	$36.22M	$200.67M	$23.35M	$140.23M	$201.80M	$98.30M	$42.28M	$26.14M	$385.94M	$67.75M	$20.95M	$420.84M
Counter-UGV	$2.82M			$2.10M			$2.82M		$2.82M		$2.82M			$2.82M
Counter-UMV	$37.59M	$16.08M		$12.20M		$24.12M	$44.01M	$4.49M	$26.94M	$31.20M	$56.39M	$0.79M	$0.79M	$15.55M
Ground	$944.18M	$283.49M	$103.51M	$66.50M	$173.86M	$428.01M	$896.05M	$151.63M	$222.52M	$87.28M	$812.70M	$430.22M	$16.93M	$175.15M
Maritime Subsurface	$559.61M	$302.12M	$93.36M	$6.17M	$56.33M	$185.36M	$452.86M	$152.28M	$266.22M	$117.07M	$534.21M	$167.53M	$76.43M	$168.47M
Maritime Surface	$638.91M	$390.42M	$122.05M	$25.20M	$61.12M	$222.02M	$490.19M	$151.76M	$413.26M	$129.04M	$609.42M	$151.67M	$144.99M	$149.72M
Space	$23.94M	$23.94M		$23.70M		$23.70M	$29.14M		$28.90M	$23.70M	$29.14M			

Funding Tech by Organizations

	Air Force	Army	CBDP	DARPA	DLA	DTIC	DTRA	MDA	Navy	OSD	OT&E	SOCOM	TJS	USMC	WHS
Autonomy	$854.6M	$772.6M	$3.3M	$90.1M	$3.1M		$16.0M		$810.2M	$273.1M	$10.3M	$84.2M		$164.1M	
Communications/Data Ma..	$765.0M	$270.6M		$39.6M			$1.8M		$712.9M	$222.2M		$78.6M	$0.8M	$106.9M	
Cyber	$37.8M	$113.3M				$0.3M			$289.8M	$31.6M	$10.3M	$15.5M	$6.8M	$21.6M	
Electronic Warfare	$59.8M	$132.7M							$219.3M	$55.7M		$2.1M	$6.8M	$30.8M	
Mobility		$101.3M		$3.3M					$44.6M	$12.3M		$15.5M		$36.1M	
MUM-T	$29.6M	$225.1M		$9.1M			$2.8M		$108.7M	$114.6M		$15.5M		$68.2M	
Navigation/Control	$822.0M	$814.6M	$1.6M	$70.1M	$3.1M		$10.0M		$847.0M	$198.7M		$124.2M	$0.0M	$102.4M	
Other Support	$28.7M	$105.6M	$0.7M	$4.6M		$0.3M		$2.1M	$297.2M	$54.1M		$15.1M		$16.8M	
Platform	$714.0M	$263.1M		$68.1M		$0.3M			$772.5M	$55.3M		$26.2M		$148.6M	
Propulsion/Energy	$105.8M	$59.9M		$56.3M					$199.8M	$64.7M		$41.8M		$29.7M	
Sensors/Payloads	$180.8M	$738.6M	$34.3M	$66.3M	$3.1M		$33.2M	$18.9M	$1,396.2M	$318.1M	$10.3M	$192.3M	$2.9M	$188.4M	$0.0M
Simulation	$96.8M	$316.7M	$2.3M	$55.5M					$335.0M	$98.5M	$10.3M		$7.6M	$4.0M	
Training	$49.3M	$2.3M							$261.8M	$30.2M		$40.1M	$0.8M	$20.7M	
Weapons	$671.1M	$355.2M		$46.7M				$18.9M	$268.2M	$40.2M	$10.3M	$115.6M	$2.9M	$149.9M	$0.0M

RDT&E Funding (PB) by Program

This dashboard shows the funding for each of the RDT&E initiatives supporting UxV technologies in FY 2025. The dashboard organizes this information in two ways:

1. The first chart shows the organization that will receive funding and the boxes to the right are the programs supported by that organization. The boxes are sized and colored based on the funding amount (with the larger, darker boxes representing more funding compared to other boxes). Mousing over each box will show the breakdown of projects under each program and their requested funding in FY 2025.

2. The second chart again shows the organization that will receive funding but now includes columns for each Program Element > Project > Sub-Project and the funding at the sub-project level from FY 2019 – FY 2025. Hovering your mouse over the funding values in this chart will show notes captured from the last three President's budget requests and the UxV Relevance Coefficient that was used.

UxV RDT&E by Program Details

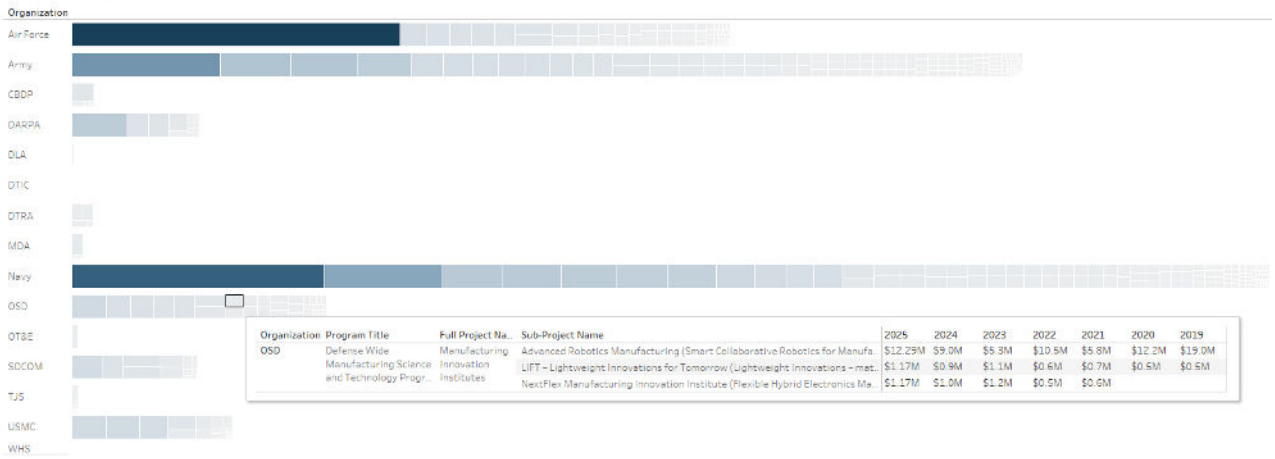

Organization	Program Title	Full Project Na..	Sub-Project Name	2025	2024	2023	2022	2021	2020	2019
OSD	Defense Wide Manufacturing Science and Technology Progr..	Manufacturing Innovation Institutes	Advanced Robotics Manufacturing (Smart Collaborative Robotics for Manufa..	$12.29M	$9.0M	$5.3M	$10.5M	$5.8M	$12.2M	$19.0M
			LIFT – Lightweight Innovations for Tomorrow (Lightweight Innovations – mat..	$1.17M	$0.9M	$1.1M	$0.6M	$0.7M	$0.5M	$0.5M
			NextFlex Manufacturing Innovation Institute (Flexible Hybrid Electronics Ma..	$1.17M	$1.0M	$1.2M	$0.5M	$0.6M		

UxV RDT&E by Program (Table)

Organization	Program Title	Full Project Name	Sub-Project Name	2025	2024	2023	2022	2021	2020	2019
Air Force	Acquisition and Managem..	ACQ and Command Suppo..	USAF Artificial Intelligence Accelerator at MIT	$1.51M	$1.1M	$1.4M	$1.5M	$0.0M		
	Advanced Aerospace Sensors	Advanced Aerospace Sens..	Surface Targets Sense-Making	$10.85M	$15.0M	$0.0M	$0.0M			
		Target Attack and Recogn..	Autonomous Capability for Air Defense	$6.67M	$6.4M	$0.0M	$0.0M			
	Advanced Materials for W	Non-Destructive Inspecti	Special Material Inspection Technologies	$0.29M	$0.3M	$0.3M	$0.1M	$0.0M	$0.3M	$0.2M
	Advanced Technology and Sensors	Common Airborne Sense a..	Sense and Avoid (SAA)-Related Activities	$0.00M	$0.0M	$0.0M	$9.1M	$8.9M	$6.2M	$7.9M
		Imaging and Targeting Su..	Imaging & Targeting Support (I&TS)	$1.55M	$1.5M	$1.2M	$1.5M	$1.7M	$1.7M	$2.7M
		Next Gen Sensors Tech M..	Next Gen Sensors Tech Maturation/Risk Reduction	$8.74M						
	Aerial Targets	QF-16	QF-16 Development Program	$0.00M						
		Target Systems Development	AF Subscale Aerial Target (AFSAT) Development	$1.19M						
			Digital Radio Frequency Memory (DRFM)	$0.00M						
			Next Generation Aerial Target (NGAT)	$0.00M						
			Target Control System	$6.50M						
	Aerospace Propulsion	Aerospace Power Technol..	High Power System Technologies	$19.32M						
		Combustion and Mechanical Systems	Bearing Technologies	$0.00M						
			Combustion Technologies	$0.00M						
		Flight Controls and Pilot-Vehicle Interface	Advanced Flight Controls Technologies	$10.12M						
			Flight Controls Technologies Modeling and Simulation	$3.99M						
			Manned and Unmanned Teaming Technologies	$24.55M						
		Structures	Aerodynamic Systems Technologies	$4.70M						
			Structural Concepts	$6.12M						
		Turbine Engine Technology	Bearing Technologies	$0.78M						
			Combustion Technologies	$0.21M						
			Engine Technologies for Autonomous Vehicles and Munitions (formerly Missil..	$10.39M						
			Missile and Remotely Piloted Aircraft Engine Technologies	$0.00M						
			Revolutionary Propulsion Technology	$1.88M						
			Turbofan/Turbojet Engine Fan, Low Pressure Turbine, and Integration Techno..	$0.00M						
			Turboshaft/Turboprop and Small Turbofan Engine Technologies	$0.06M	$0.5M	$0.5M	$0.6M	$0.4M	$0.3M	$0.1M

Full Project Name: **Imaging and Targeting Support**
Organization: **Air Force**
Program Title: **Advanced Technology and Sensors**
Sub-Project Name: **Imaging & Targeting Support (I&TS)**

Notes (PB24):
This program develops advanced technologies (sensors, data links, targeting support, and quick reaction capabilities) for reconnaissance platforms including UAS. FY23 projects like Massed Sensing, GMTI Mode, Image Registration, and Aether Spy T/R Module will extend into FY24.

Notes (PB23):
This program develops advanced technologies (sensors, data links, targeting support, and quick reaction capabilities) for reconnaissance platforms including UAS. Funding decreases in FY23 due to a realignment to higher priority efforts.

Notes (PB22):

PE: **0604257F**
Program Title: **Advanced Technology and Sensors**
2025: **$1.55M**
UxV Relevance Coefficient: **10%**

UxV Funding Trends (FY19-25) - RDT&E

This dashboard provides estimated UxV funding from FY 2019 to FY 2025 overall and for each organization. Each year shows the amount that was requested in the PB (starting in FY 2021) relative to the amount that was enacted in the final Appropriations bill and the actual amount that was used.

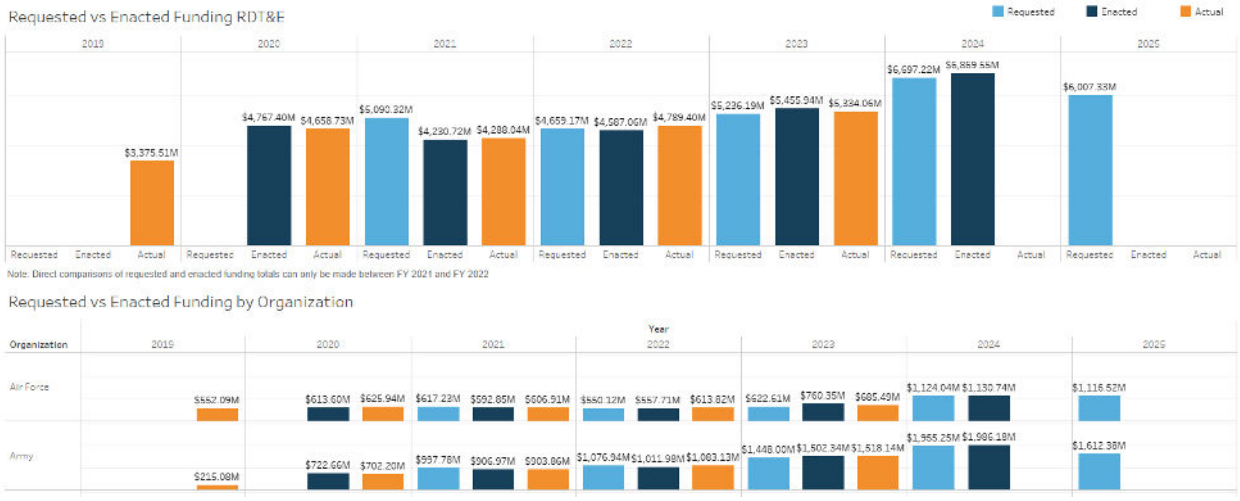

Budget Changes Over Time

This dashboard shows each program supporting UxV RDT&E along with the requested funding from FY 2021 – 2025, the actual funding from FY 2019 – 2023, the enacted funding from FY 2020 – 2024, the difference between the requested/enacted/actual amounts, and the percent by which the funding was changed. A new filter has been added to this page called "Congressional Adjustment" which indicates whether congressional changes represent an increase, decrease, or cut/realignment from the originally requested amount. The FY 2025 enacted amounts will be populated with the next budget cycle for FY 2026.

Project Funding by Year

Organization	Funding Type	Project Name	Sub-Project Name	Year o..	Requested	Enacted	Actual	Enacted Diffe..	Difference %	Difference Ca..
Air Force	RDT&E	Aeromechanics	Aerodynamic Systems Technologies	2021	$0.00M	$0.00M	$0.83M	$0.00M		$0.83M
				2020		$3.20M	$3.20M		0.00%	$0.00M
		Aerospace Power & Flight Control Technology	Advanced Flight Control Technologies	2021	$7.38M	$2.62M	$3.39M	($4.76M)	-64.05%	($3.99M)
			Flight Controls Technologies Modeling and Simulation	2021	$2.62M	$1.00M	$1.30M	($1.62M)	-64.00%	($1.53M)
			High Power System Technologies	2021	$4.04M	$0.80M	$1.03M	($3.24M)	-74.44%	($3.01M)
			Manned and Unmanned Teaming Technologies	2021	$19.18M	$6.82M	$8.81M	($12.36M)	-64.07%	($10.37M)
		Aerospace Power Technology	High Power System Technologies	2025	$19.32M					
				2024	$19.80M	$19.80M		$0.00M	0.00%	$0.00M
				2023	$19.10M	$19.10M	$15.50M	$0.00M	-18.85%	($3.60M)
				2022	$18.78M	$18.78M	$20.05M	$0.00M	6.79%	$1.27M
				2021	$0.00M	$28.56M	$24.82M	$28.56M		$24.82M
				2020		$18.61M	$18.61M		0.00%	$0.00M
		AF Test Investments	Autonomy	2025	$2.75M					
				2024	$1.50M	$1.50M		$0.00M	0.00%	$0.00M
				2023	$0.20M	$0.20M	$0.20M	$0.00M	0.00%	$0.00M
				2022	$0.20M	$0.20M	$0.20M	$0.00M	0.00%	$0.00M
				2021	$0.20M	$0.20M	$0.20M	$0.00M	0.00%	$0.00M
				2020		$0.20M	$0.20M		0.00%	$0.00M
			Cyberspace and Avionics Cyber	2025	$6.58M					
				2024	$0.00M	$3.42M		$3.42M		$3.42M
				2023	$0.00M	$0.00M	$4.75M	$0.00M		$4.75M
			Directed Energy/Electronic Combat	2025	$4.15M					
				2024	$2.00M	$2.00M		$0.00M	0.00%	$0.00M
				2023	$2.12M	$0.35M	$0.35M	($1.77M)	-83.47%	($1.77M)
				2022	$31.73M	$31.73M	$31.73M	$0.00M	0.00%	$0.00M
				2021	$44.52M	$44.52M	$44.52M	$0.00M	0.00%	$0.00M
				2020		$16.70M	$16.70M		0.00%	$0.00M
			T&E Range and Test Asset Modernization	2025	$1.60M					
				2024	$0.87M	$0.87M		$0.00M	0.00%	$0.00M
				2023	$1.53M	$1.31M	$1.22M	($0.22M)	-20.33%	($0.31M)
				2022	$2.66M	$2.66M	$2.56M	$0.00M	-3.86%	($0.10M)
				2021	$3.19M	$3.17M	$3.11M	($0.01M)	-2.35%	($0.07M)
				2020		$1.79M	$1.77M		-1.44%	($0.03M)
		AFWERX Operations and Support	AFWERX Prime	2023	$0.00M	$36.98M	$35.66M	$36.98M		$35.66M
		AFWERX Prime	AFWERX Prime	2025	$3.19M					
				2024	$35.17M	$35.17M		$0.00M	0.00%	$0.00M
			AFWERX Prime (formerly Agility Prime)	2023	$36.98M	$0.00M	$0.00M	($36.98M)	-100.00%	($36.98M)
				2022	$28.73M	$28.73M	$30.09M	$0.00M	4.71%	$1.35M
			Rapid Defense Experimentation Reserve	2024	$15.48M	$15.48M		$0.00M	0.00%	$0.00M

UxV Funding Trends (FY22-25) - Procurement

This dashboard provides estimated UxV procurement funding from FY 2022 to FY 2025 relative to the organization receiving funding. For the current budget cycle, the funding displayed shows the actual funding amounts for FY 2022 and FY 2023, the amounts that were enacted for FY 2024 and the requested amounts for FY 2025. Planned changes from the original requested amounts in FY 2025 are detailed in the next dashboard.

NDAA and Appropriation Committee Changes

This dashboard shows the changes that were made to the original PB request in two ways. The first chart titled "NDAA Process" shows the changes made by SASC, HASC, HAC-D, and SAC-D relative to the PB request. This comparison is made at the Program level (RDT&E) and Line Item level (procurement).

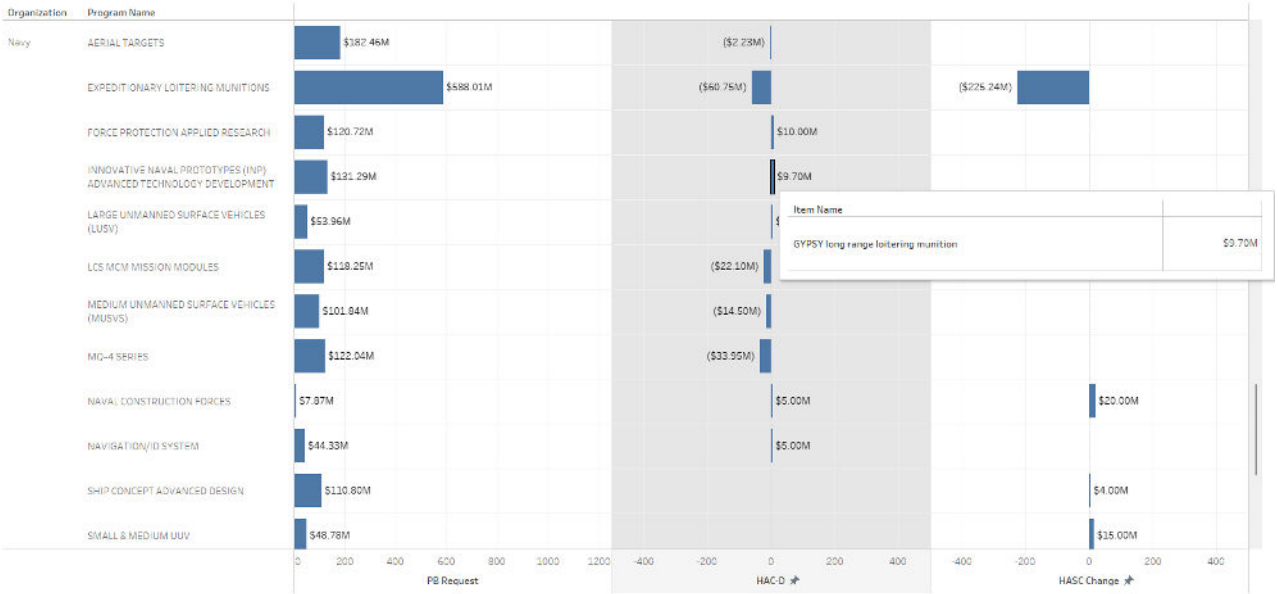

The Association for Uncrewed Vehicle Systems International, the world's largest nonprofit organization dedicated to the advancement of uncrewed systems and robotics, represents corporations and professionals from more than 60 countries involved in industry, government and academia. AUVSI members work in the defense, civil and commercial markets.

auvsi.org/our-impact